

Address of dwelling and other details

FLAT 1,  
16 BOAT GREEN,  
EDINBURGH,  
EH3 5LN

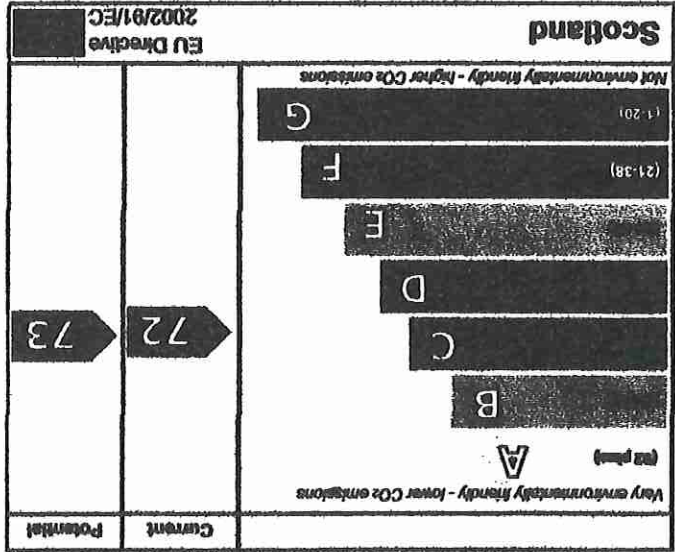
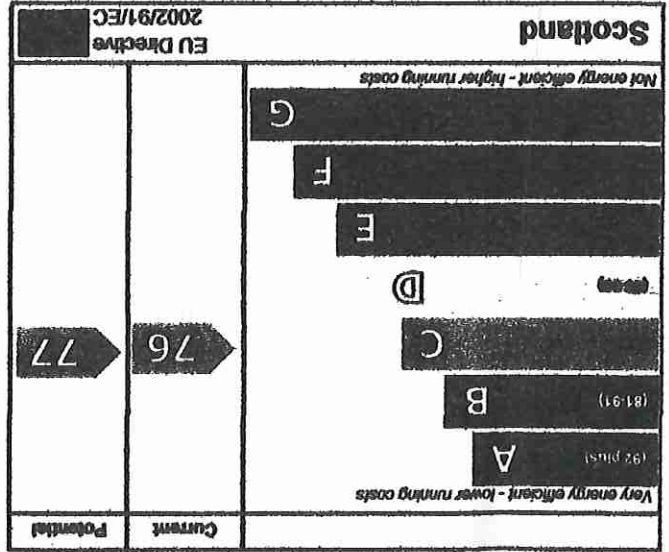
Dwelling type:  
Name of approved organisation:  
RIGS Protocol for Scotland  
RICS055716  
Membership number:  
Date of certificate:  
Reference number:  
Type of assessment:  
Total floor area:  
Main type of heating and fuel:

Ground-floor flat  
Warm air, mains gas  
31 m<sup>2</sup>  
RdSAP, existing dwelling  
6410-0020-7009-0185-3906  
05 October 2010

This dwelling's performance ratings

This dwelling has been assessed using the RdSAP 2005 methodology. Its performance is rated in terms of the energy use per square metre of floor area, energy efficiency based on fuel costs and environmental impact based on carbon dioxide (CO<sub>2</sub>) emissions. CO<sub>2</sub> is a greenhouse gas that contributes to climate change.

Energy Efficiency Rating



The energy efficiency rating is a measure of the overall efficiency of a home. The higher the rating the more energy efficient the home is and the lower the fuel bills are likely to be.

The environmental impact rating is a measure of a home's impact on the environment in terms of carbon dioxide (CO<sub>2</sub>) emissions. The higher the rating the less impact it has on the environment.

Approximate current energy use per square metre of floor area: 303 kWh/m<sup>2</sup> per year  
Approximate current CO<sub>2</sub> emissions: 51 kg/m<sup>2</sup> per year

Cost effective improvements

Below is a list of lower cost measures that will raise the energy performance of the dwelling to the potential indicated in the tables above.

- 1 Low energy lighting for all fixed outlets

A full energy report is appended to this certificate



N.B. THIS CERTIFICATE MUST BE AFFIXED TO THE DWELLING AND NOT BE REMOVED UNLESS IT IS REPLACED WITH AN UPDATED VERSION

The Energy Performance Certificate and Energy Report for this dwelling were produced following an energy assessment undertaken by a member of RICS Protocol for Scotland. This is an organisation which has been approved by the Scottish Ministers. The certificate has been produced under the Building (Scotland) Amendment Regulations 2006 and a copy of the certificate and this energy report have been lodged on a national register.

Assessor's name: Mr. Andrew Warren  
 Company name/trading name: Dixon Heaney Kean Kennedy  
 Address: 54 Corstorphine Road, Edinburgh, EH12 6JQ  
 Phone number: 0131 313 0444  
 Fax number: 0131 313 0555  
 E-mail address: survey@dhkk.co.uk  
 Related party disclosure: No related party

Estimated energy use, carbon dioxide (CO<sub>2</sub>) emissions and fuel costs of this home

Hot water	£66 per year	£66 per year
Heating	£285 per year	£287 per year
Lighting	£26 per year	£16 per year
Carbon dioxide emissions	1.6 tonnes per year	1.5 tonnes per year
Energy use	303 kWh/m <sup>2</sup> per year	298 kWh/m <sup>2</sup> per year
	Current	Potential

The figures in the table above have been provided to enable prospective buyers and tenants to compare the fuel costs and carbon emissions of one home with another. To enable this comparison the figures have been calculated using standardised running conditions (heating periods, room temperatures, etc.) that are the same for all homes, consequently they are unlikely to match an occupier's actual fuel bills and carbon emissions in practice. The figures do not include the impacts of the fuels used for cooking or running appliances, such as TV, fridge etc.; nor do they reflect the costs associated with service, maintenance or safety inspections. Always check the certificate date because fuel prices can change over time and energy saving recommendations will evolve.

About the building's performance ratings

The ratings on the certificate provide a measure of the building's overall energy efficiency and its environmental impact, calculated in accordance with a national methodology that takes into account factors such as insulation, heating and hot water systems, ventilation and fuels used. Not all buildings are used in the same way, so energy ratings use 'standard occupancy' assumptions which may be different from the specific way you use your home. Buildings that are more energy efficient use less energy, save money and help protect the environment. A building with a rating of 100 would cost almost nothing to heat and light and would cause almost no carbon emissions. The potential ratings in the certificate describe how close this building could get to 100 if all the cost effective recommended improvements were implemented.

About the impact of buildings on the environment

One of the biggest contributors to global warming is carbon dioxide. The way we use energy in buildings causes emissions of carbon. The energy we use for heating, lighting and power in homes produces over a quarter of the UK's carbon dioxide emissions and other buildings produce a further one-sixth. The average household causes about 6 tonnes of carbon dioxide every year. Adopting the recommendations in this report can reduce emissions and protect the environment. You could reduce emissions even more by switching to renewable energy sources. In addition there are many simple everyday measures that will save money, improve comfort and reduce the impact on the environment. Some examples are given at the end of this report.

Summary of this home's energy performance related features

The table below gives an assessment of the key individual elements that have an impact on this home's energy and environmental performance. Each element is assessed by the national calculation methodology against the following scale: Very poor / Poor / Average / Good / Very good. The assessment does not take into consideration the physical condition of any element. 'Assumed' means that the insulation could not be inspected and an assumption has been made in the methodology based on age and type of construction.

Elements	Description	Current performance	
		Energy Efficiency	Environmental
Walls	Cavity wall, as built, insulated (assumed)	Good	Good
Roof	(another dwelling above)	-	-
Floor	Suspended, no insulation (assumed)	-	-
Windows	Single glazed	Very poor	Very poor
Main heating	Warm air, mains gas	Good	Good
Main heating controls	No thermostat control of room temperature	Very poor	Very poor
Secondary heating	None	-	-
Hot water	Gas multipoint	Average	Good
Lighting	Low energy lighting in 40% of fixed outlets	Average	Average

Low and zero carbon energy sources

These are sources of energy (producing or providing electricity or hot water) which emit little or no carbon dioxide into the atmosphere. There are none applicable to this home.

Further information about Energy Performance Certificates and Energy Reports will be found under Frequently

Asked Questions at [www.energysavingtrust.org.uk/epc-faq](http://www.energysavingtrust.org.uk/epc-faq).

Improvements to the energy efficiency and environmental impact ratings will usually be in step with each other. However, they can sometimes diverge because reduced energy costs are not always accompanied by a reduction in carbon dioxide (CO<sub>2</sub>) emissions.

2	Replace single glazed windows with low-E double glazing	£31	C 80	C 76
---	---	-----	------	------

The further measures listed below should be considered in addition to those already specified if aiming for the highest possible standards for this home. Some of these measures may be cost-effective when other building work is being carried out such as an alteration, extension or repair. Also they may become cost-effective in the future depending on changes in technology costs and fuel prices. However you should check the conditions in any covenants, warranties or sale contracts, and whether any legal permissions are required such as a building warrant, planning consent or listed building restrictions.

Further measures to achieve even higher standards

Lower cost measures (up to £500)		Typical savings per year	Energy efficiency	Environmental impact
1	Low energy lighting for all fixed outlets	£8	C 77	C 73
Total		£8		

The measures below are cost effective. The performance ratings after improvement listed below are cumulative, that is they assume the improvements have been installed in the order that they appear in the table. However you should check the conditions in any covenants, warranties or sale contracts, and whether any legal permissions are required such as a building warrant, planning consent or listed building restrictions.

Recommended measures to improve this home's energy performance

About the cost effective measures to improve this home's performance ratings

If you are a tenant, before undertaking any work you should check the terms of your lease and obtain approval from your landlord if the lease either requires it, or makes no express provision for such work.

Lower cost measures (typically up to £500 each)

These measures are relatively inexpensive to install and are worth tackling first. Some of them may be installed as DIY projects. DIY is not always straightforward, and sometimes there are health and safety risks, so take advice before carrying out DIY improvements.

**1 Low energy lighting**

Replacement of traditional light bulbs with energy saving recommended ones will reduce lighting costs over the lifetime of the bulb, and they last up to 12 times longer than ordinary light bulbs. Also consider selecting low energy light fittings when redecorating. Contact the Lighting Association for your nearest stockist of Domestic Energy Efficient Lighting Scheme fittings.

About the further measures to achieve even higher standards

Further measures that could deliver even higher standards for this home. You should check the conditions in any covenants, planning conditions, warranties or sale contracts before undertaking any of these measures. If you are a tenant, before undertaking any work you should check the terms of your lease and obtain approval from your landlord if the lease either requires it, or makes no express provision for such work.

**2 Double glazing**

Double glazing is the term given to a system where two panes of glass are made up into a sealed unit. Replacing existing single-glazed windows with double glazing will improve comfort in the home by reducing draughts and cold spots near windows. Double-glazed windows may also reduce noise, improve security and combat problems with condensation. Building standards may apply to this work, so it is best to obtain advice from your local authority building standards department.

What can I do today?

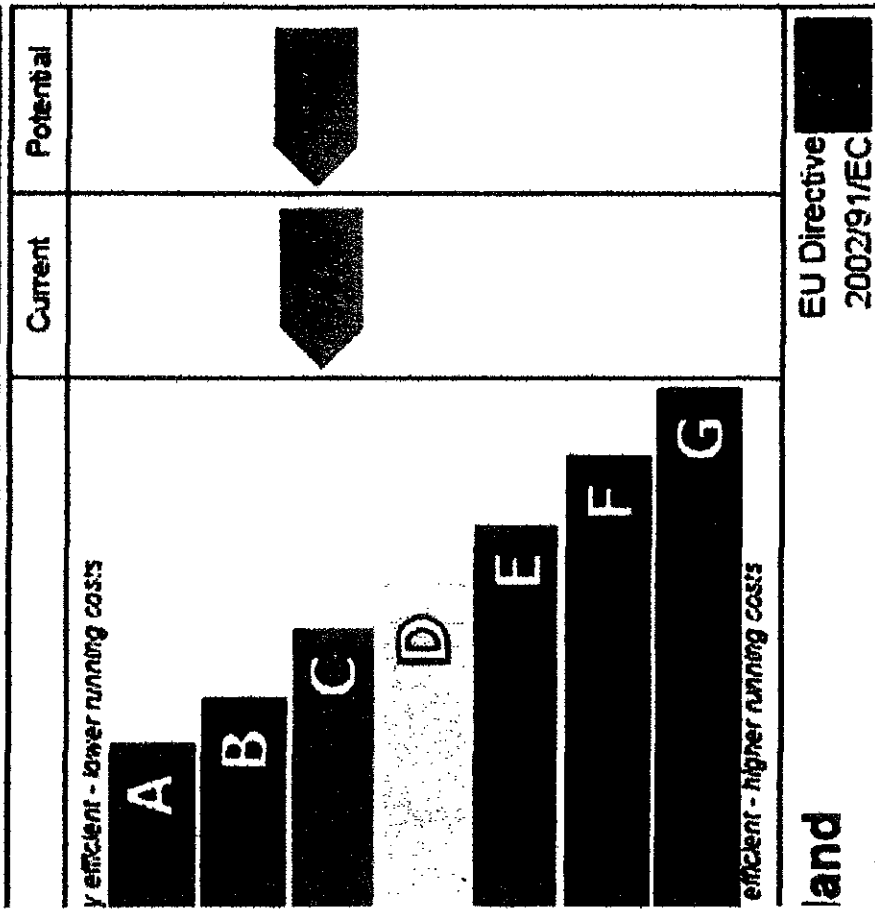
Actions that will save money and reduce the impact of your home on the environment include:

- Ensure that you understand the dwelling and how its energy systems are intended to work so as to obtain the maximum benefit in terms of reducing energy use and CO2 emissions.
- If you have a conservatory or sunroom, avoid heating it in order to use it in cold weather and close doors between the conservatory and dwelling.
- Check that your heating system thermostat is not set too high (in a home, 21°C in the living room is suggested) and use the timer to ensure you only heat the building when necessary.
- Turn off lights when not needed and do not leave appliances on standby. Remember not to leave chargers (e.g. for mobile phones) turned on when you are not using them.
- If you're not filling up the washing machine, tumble dryer or dishwasher, use the half-load or economy programme. Minimise the use of tumble dryers and dry clothes outdoors where possible.
- Close your curtains at night to reduce heat escaping through the windows.

For advice on how to take action and to find out about offers available to help make your home more energy efficient, call 0800 512 012 or visit [www.energysavingtrust.org.uk](http://www.energysavingtrust.org.uk).

S: FLAT 1, 15 BOAT GREEN, EDINBURGH, EH3 5LN  
 10-0020-7009-0185-3906

**Energy Efficiency Rating**



**Environmental Impact (CO2) Rating**

