

Energy Performance Certificate

Address of dwelling and other details


FLAT 25
22 CLEVELAND STREET
GLASGOW
G3 7AE

Dwelling type: Ground-floor flat
Name of approved organisation: NHER Accreditation Scheme
Membership number: NHER004676
Date of certificate: 22 August 2012
Reference number: 0100-2048-2080-9102-2085
Type of assessment: RdSAP, existing dwelling
Total floor area: 60 m²
Main type of heating and fuel: Electric storage heaters

This dwelling's performance ratings


This dwelling has been assessed using the RdSAP 2009 methodology. Its performance is rated in terms of the energy use per square metre of floor area, energy efficiency based on fuel costs and environmental impact based on carbon dioxide (CO₂) emissions. CO₂ is a greenhouse gas that contributes to climate change.

Energy Efficiency Rating

	Current	Potential
Very energy efficient - lower running costs		
(92 plus) A		
(81 - 91) B		
(69 - 80) C		
(55 - 68) D	68	69
(39 - 54) E		
(21 - 38) F		
(1 - 20) G		
Not energy efficient - higher running costs		
Scotland	EU Directive 2002/91/EC	

The energy efficiency rating is a measure of the overall efficiency of a home. The higher the rating, the more energy efficient the home is and the lower the fuel bills are likely to be.

Environmental Impact (CO₂) Rating

	Current	Potential
Very environmentally friendly - lower CO ₂ emissions		
(92 plus) A		
(81 - 91) B		
(69 - 80) C		
(55 - 68) D	58	58
(39 - 54) E		
(21 - 38) F		
(1 - 20) G		
Not environmentally friendly - higher CO ₂ emissions		
Scotland	EU Directive 2002/91/EC	

The environmental impact rating is a measure of a home's impact on the environment in terms of carbon dioxide (CO₂) emissions. The higher the rating, the less impact it has on the environment.


Approximate current energy use per square metre of floor area: 312 kWh/m² per year
Approximate current CO₂ emissions: 55 kg/m² per year

Cost effective improvements

Below is a list of lower cost measures that will raise the energy performance of the dwelling to the potential indicated in the tables above. Higher cost measures could also be considered and these are recommended in the attached energy report.

- 1 Low energy lighting for all fixed outlets

A full energy report is appended to this certificate



Remember to look for the Energy Saving Trust Recommended logo when buying energy-efficient products. It's a quick and easy way to identify the most energy-efficient products on the market.

Information from this EPC may be given to the Energy Saving Trust to provide advice to householders on financial help available to improve home energy efficiency.

N.B. THIS CERTIFICATE MUST BE AFFIXED TO THE DWELLING AND NOT BE REMOVED UNLESS IT IS REPLACED WITH AN UPDATED VERSION

Energy Report



The Energy Performance Certificate and Energy Report for this dwelling were produced following an energy assessment undertaken by a member of the NHER Accreditation Scheme. This is an organisation which has been approved by the Scottish Ministers. The certificate has been produced under the Building (Scotland) Amendment Regulations 2006 and a copy of the certificate and this energy report have been lodged on a national register.

Assessor's name: Mr C McCormick
Company name/trading name: The Power Service
Address: Unit, 6 Robertson St Ind Estate, Barrhead, G78 1QW
Phone number: 0141 880 5551
Fax number:
E-mail address: catrina.thepowerservice@hotmail.co.uk
Related party disclosure: No related party

Estimated energy use, carbon dioxide (CO₂) emissions and fuel costs of this home

	Current	Potential
Energy use	312 kWh/m ² per year	309 kWh/m ² per year
Carbon dioxide emissions	3.3 tonnes per year	3.3 tonnes per year
Lighting	£63 per year	£42 per year
Heating	£363 per year	£369 per year
Hot water	£161 per year	£161 per year

The figures in the table above have been provided to enable prospective buyers and tenants to compare the fuel costs and carbon emissions of one home with another. To enable this comparison the figures have been calculated using standardised running conditions (heating periods, room temperature, etc.) that are the same for all homes, consequently they are unlikely to match an occupier's actual fuel bills and carbon emissions in practice. The figures do not include the impacts of the fuels used for cooking or running appliances, such as TV, fridge etc.; nor do they reflect the costs associated with service, maintenance or safety inspections. Always check the certificate date because fuel prices can change over time and energy saving recommendations will evolve.

About the building's performance ratings

The ratings on the certificate provide a measure of the building's overall energy efficiency and its environmental impact, calculated in accordance with a national methodology that takes into account factors such as insulation, heating and hot water systems, ventilation and fuels used.

Not all buildings are used in the same way, so energy ratings use 'standard occupancy' assumptions which may be different from the specific way you use your home.

Buildings that are more energy efficient use less energy, save money and help protect the environment. A building with a rating of 100 would cost almost nothing to heat and light and would cause almost no carbon emissions. The potential ratings on the certificate describe how close this building could get to 100 if all the cost effective recommended improvements were implemented.

About the impact of buildings on the environment

One of the biggest contributors to global warming is carbon dioxide. The way we use energy in buildings causes emissions of carbon. The energy we use for heating, lighting and power in homes produces over a quarter of the UK's carbon dioxide emissions and other buildings produce a further one-sixth.

The average household causes about 6 tonnes of carbon dioxide every year. Adopting the recommendations in this report can reduce emissions and protect the environment. You could reduce emissions even more by switching to renewable energy sources. In addition there are many simple everyday measures that will save money, improve comfort and reduce the impact on the environment. Some examples are given at the end of this report.

Summary of this home's energy performance related features

The table below gives an assessment of the key individual elements that have an impact on this home's energy and environmental performance. Each element is assessed by the national calculation methodology; 1 star means least efficient and 5 stars means most efficient. The assessment does not take into consideration the physical condition of any element. "Assumed" means that the insulation could not be inspected and an assumption has been made in the methodology based on age and type of construction.

Element	Description	Current performance	
		Energy Efficiency	Environmental
Walls	Cavity wall, as built, insulated (assumed)	★★★★☆	★★★★☆
Roof	(another dwelling above)	-	-
Floor	Suspended, no insulation (assumed)	-	-
Windows	Fully double glazed	★★★★☆	★★★★☆
Main heating	Electric storage heaters	★★★★☆	★★★★☆
Main heating controls	Automatic charge control	★★★★☆	★★★★☆
Secondary heating	Room heaters, electric	-	-
Hot water	Electric instantaneous at point of use	★★★★☆	★★★★☆
Lighting	Low energy lighting in 50% of fixed outlets	★★★★☆	★★★★☆
Current energy efficiency rating		D 68	
Current environmental impact (CO₂) rating		D 58	

Low and zero carbon energy sources

These are sources of energy (producing or providing electricity or hot water) which emit little or no carbon dioxide into the atmosphere. There are none applicable to this home.

Further information about Energy Performance Certificates and Energy Reports will be found under Frequently Asked Questions at www.energysavingtrust.org.uk/epc-faq.