

# Energy Performance Certificate (EPC)

# Scotland

Dwellings

FLAT 4 , 8 FLAXMILL PLACE, EDINBURGH, EH6 5QW

**Dwelling type:** Mid-floor flat  
**Date of assessment:** 15 January 2020  
**Date of certificate:** 16 January 2020  
**Total floor area:** 61 m<sup>2</sup>  
**Primary Energy Indicator:** 110 kWh/m<sup>2</sup>/year

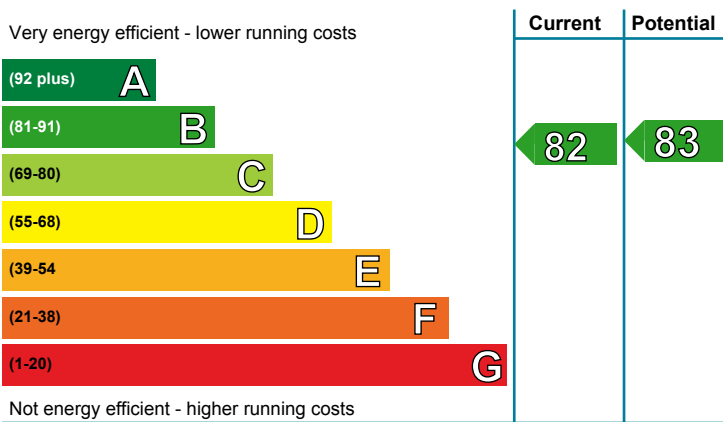
**Reference number:** 4310-6329-3530-2325-0296  
**Type of assessment:** RdSAP, existing dwelling  
**Approved Organisation:** Elmhurst  
**Main heating and fuel:** Boiler and radiators, mains gas

## You can use this document to:

- Compare current ratings of properties to see which are more energy efficient and environmentally friendly
- Find out how to save energy and money and also reduce CO<sub>2</sub> emissions by improving your home

<b>Estimated energy costs for your home for 3 years*</b>	<b>£1,077</b>	See your recommendations report for more information
<b>Over 3 years you could save*</b>	<b>£72</b>	

\* based upon the cost of energy for heating, hot water, lighting and ventilation, calculated using standard assumptions

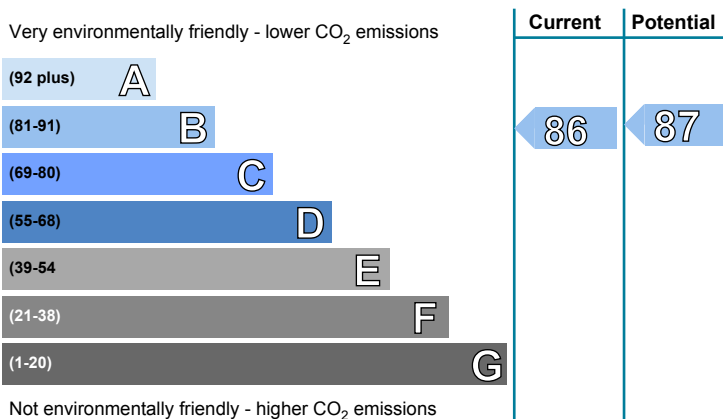


## Energy Efficiency Rating

This graph shows the current efficiency of your home, taking into account both energy efficiency and fuel costs. The higher this rating, the lower your fuel bills are likely to be.

Your current rating is **band B (82)**. The average rating for EPCs in Scotland is **band D (61)**.

The potential rating shows the effect of undertaking all of the improvement measures listed within your recommendations report.



## Environmental Impact (CO<sub>2</sub>) Rating

This graph shows the effect of your home on the environment in terms of carbon dioxide (CO<sub>2</sub>) emissions. The higher the rating, the less impact it has on the environment.

Your current rating is **band B (86)**. The average rating for EPCs in Scotland is **band D (59)**.

The potential rating shows the effect of undertaking all of the improvement measures listed within your recommendations report.

## Top actions you can take to save money and make your home more efficient

Recommended measures	Indicative cost	Typical savings over 3 years
1 Low energy lighting	£25	£75.00

A full list of recommended improvement measures for your home, together with more information on potential cost and savings and advice to help you carry out improvements can be found in your recommendations report.

To find out more about the recommended measures and other actions you could take today to stop wasting energy and money, visit [greenerscotland.org](http://greenerscotland.org) or contact Home Energy Scotland on 0808 808 2282.

**THIS PAGE IS THE ENERGY PERFORMANCE CERTIFICATE WHICH MUST BE AFFIXED TO THE DWELLING AND NOT BE REMOVED UNLESS IT IS REPLACED WITH AN UPDATED CERTIFICATE**

## Summary of the energy performance related features of this home

This table sets out the results of the survey which lists the current energy-related features of this home. Each element is assessed by the national calculation methodology; 1 star = very poor (least efficient), 2 stars = poor, 3 stars = average, 4 stars = good and 5 stars = very good (most efficient). The assessment does not take into consideration the condition of an element and how well it is working. 'Assumed' means that the insulation could not be inspected and an assumption has been made in the methodology, based on age and type of construction.

Element	Description	Energy Efficiency	Environmental
Walls	Cavity wall, as built, insulated (assumed)	★★★★★	★★★★★
	Solid brick, as built, insulated (assumed)	★★★★★	★★★★★
Roof	(another dwelling above)	—	—
Floor	(another dwelling below)	—	—
Windows	Fully double glazed	★★★★☆	★★★★☆
Main heating	Boiler and radiators, mains gas	★★★★☆	★★★★☆
Main heating controls	Programmer, room thermostat and TRVs	★★★★☆	★★★★☆
Secondary heating	None	—	—
Hot water	From main system	★★★★☆	★★★★☆
Lighting	Low energy lighting in 50% of fixed outlets	★★★★☆	★★★★☆

## The energy efficiency rating of your home

Your Energy Efficiency Rating is calculated using the standard UK methodology, RdSAP. This calculates energy used for heating, hot water, lighting and ventilation and then applies fuel costs to that energy use to give an overall rating for your home. The rating is given on a scale of 1 to 100. Other than the cost of fuel for electrical appliances and for cooking, a building with a rating of 100 would cost almost nothing to run.

As we all use our homes in different ways, the energy rating is calculated using standard occupancy assumptions which may be different from the way you use it. The rating also uses national weather information to allow comparison between buildings in different parts of Scotland. However, to make information more relevant to your home, local weather data is used to calculate your energy use, CO<sub>2</sub> emissions, running costs and the savings possible from making improvements.


## The impact of your home on the environment

One of the biggest contributors to global warming is carbon dioxide. The energy we use for heating, lighting and power in our homes produces over a quarter of the UK's carbon dioxide emissions. Different fuels produce different amounts of carbon dioxide for every kilowatt hour (kWh) of energy used. The Environmental Impact Rating of your home is calculated by applying these 'carbon factors' for the fuels you use to your overall energy use.

The calculated emissions for your home are 19 kg CO<sub>2</sub>/m<sup>2</sup>/yr.

The average Scottish household produces about 6 tonnes of carbon dioxide every year. Based on this assessment, heating and lighting this home currently produces approximately 1.2 tonnes of carbon dioxide every year. You could reduce emissions by switching to renewable energy sources.

### Estimated energy costs for this home

	Current energy costs	Potential energy costs	Potential future savings
Heating	£576 over 3 years	£588 over 3 years	
Hot water	£249 over 3 years	£249 over 3 years	
Lighting	£252 over 3 years	£168 over 3 years	
<b>Totals</b>	<b>£1,077</b>	<b>£1,005</b>	

These figures show how much the average household would spend in this property for heating, lighting and hot water. This excludes energy use for running appliances such as TVs, computers and cookers, and the benefits of any electricity generated by this home (for example, from photovoltaic panels). The potential savings in energy costs show the effect of undertaking all of the recommended measures listed below.

### Recommendations for improvement

The measures below will improve the energy and environmental performance of this dwelling. The performance ratings after improvements listed below are cumulative; that is, they assume the improvements have been installed in the order that they appear in the table. Further information about the recommended measures and other simple actions to take today to save money is available from the Home Energy Scotland hotline which can be contacted on 0808 808 2282. Before carrying out work, make sure that the appropriate permissions are obtained, where necessary. This may include permission from a landlord (if you are a tenant) or the need to get a Building Warrant for certain types of work.

Recommended measures	Indicative cost	Typical saving per year	Rating after improvement	
			Energy	Environment
1 Low energy lighting for all fixed outlets	£25	£25		

## About the recommended measures to improve your home's performance rating

This section offers additional information and advice on the recommended improvement measures for your home

### 1 Low energy lighting

Replacement of traditional light bulbs with energy saving bulbs will reduce lighting costs over the lifetime of the bulb, and they last many times longer than ordinary light bulbs. Low energy lamps and fittings are now commonplace and readily available. Information on energy efficiency lighting can be found from a wide range of organisations, including the Energy Saving Trust (<http://www.energysavingtrust.org.uk/home-energy-efficiency/lighting>).

## Low and zero carbon energy sources

Low and zero carbon (LZC) energy sources are sources of energy that release either very little or no carbon dioxide into the atmosphere when they are used. Installing these sources may help reduce energy bills as well as cutting carbon.

**LZC energy sources present:** There are none provided for this home

## Your home's heat demand

You could receive Renewable Heat Incentive (RHI) payments and help reduce carbon emissions by replacing your existing heating system with one that generates renewable heat and, where appropriate, having your loft insulated and cavity walls filled. The estimated energy required for space and water heating will form the basis of the payments. For more information go to [www.energysavingtrust.org.uk/scotland/rhi](http://www.energysavingtrust.org.uk/scotland/rhi).

Heat demand	Existing dwelling	Impact of loft insulation	Impact of cavity wall insulation	Impact of solid wall insulation
Space heating (kWh per year)	1,649	N/A	N/A	N/A
Water heating (kWh per year)	1,842			

## About this document

This Recommendations Report and the accompanying Energy Performance Certificate are valid for a maximum of ten years. These documents cease to be valid where superseded by a more recent assessment of the same building carried out by a member of an Approved Organisation.

The Energy Performance Certificate and this Recommendations Report for this building were produced following an energy assessment undertaken by an assessor accredited by Elmhurst ([www.elmhurstenergy.co.uk](http://www.elmhurstenergy.co.uk)), an Approved Organisation Appointed by Scottish Ministers. The certificate has been produced under the Energy Performance of Buildings (Scotland) Regulations 2008 from data lodged to the Scottish EPC register. You can verify the validity of this document by visiting [www.scottishepcregister.org.uk](http://www.scottishepcregister.org.uk) and entering the report reference number (RRN) printed at the top of this page.

Assessor's name:	Mr. Graeme Haywood
Assessor membership number:	EES/014225
Company name/trading name:	J & E Shepherd
Address:	12 Atholl Crescent Edinburgh EH3 8HA
Phone number:	0131 225 1234
Email address:	<a href="mailto:edinburgh@shepherd.co.uk">edinburgh@shepherd.co.uk</a>
Related party disclosure:	No related party

If you have any concerns regarding the content of this report or the service provided by your assessor you should in the first instance raise these matters with your assessor and with the Approved Organisation to which they belong. All Approved Organisations are required to publish their complaints and disciplinary procedures and details can be found online at the web address given above.

### Use of this energy performance information

Once lodged by your EPC assessor, this Energy Performance Certificate and Recommendations Report are available to view online at [www.scottishepcregister.org.uk](http://www.scottishepcregister.org.uk), with the facility to search for any single record by entering the property address. This gives everyone access to any current, valid EPC except where a property has a Green Deal Plan, in which case the report reference number (RRN) must first be provided. The energy performance data in these documents, together with other building information gathered during the assessment is held on the Scottish EPC Register and is available to authorised recipients, including organisations delivering energy efficiency and carbon reduction initiatives on behalf of the Scottish and UK governments. A range of data from all assessments undertaken in Scotland is also published periodically by the Scottish Government. Further information on these matters and on Energy Performance Certificates in general, can be found at [www.gov.scot/epc](http://www.gov.scot/epc).