






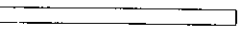






Electrical & Emergency Equipment Key:


-  Light Switch
-  Pull Cord
-  Twin 13 Amp Switched Socket
-  Cooker Control with Indicator Light
-  Consumer Unit
-  Electricity Meter
-  Ceiling Mounted Light Pendant
-  1800mm Long Fluorescent Light
-  Extract Fan / Input Fan Ceiling Mounted Vent axia type ACM or equal
-  Single 13 Amp Switched Socket
-  Gas Central Heating Radiator
-  Gas Meter

GLASGOW CITY COUNCIL

07 / 01738

ACCOMPANYING APPROVED
PLAN SHEET No. 3

THIS IS THE PRINCIPAL COPY /
COPY OF THE PRINCIPAL COPY

 25-04-07
FOR LEADINGHAM JAMESON ROGERS + HYND

Existing Floor Plan

BUILDING WARRANT

Rev

LEADINGHAM JAMESON ROGERS + HYND
C H A R T E R E D A R C H I T E C T S
18 South Tay Street Dundee DD1 1PD Tel: 01382 200511 Fax: 01382 225226 e-mail: edmin@LJRH.co.uk

Job Name • Flat 1-R, 34 Hillhead Street, Glasgow	Job No • 2581	Series • S	Drwg. No. • 2
Drwg Title • Existing Floor Plan	Scale • 1:50 @ A3	Date • Apr 07	Rev. •