

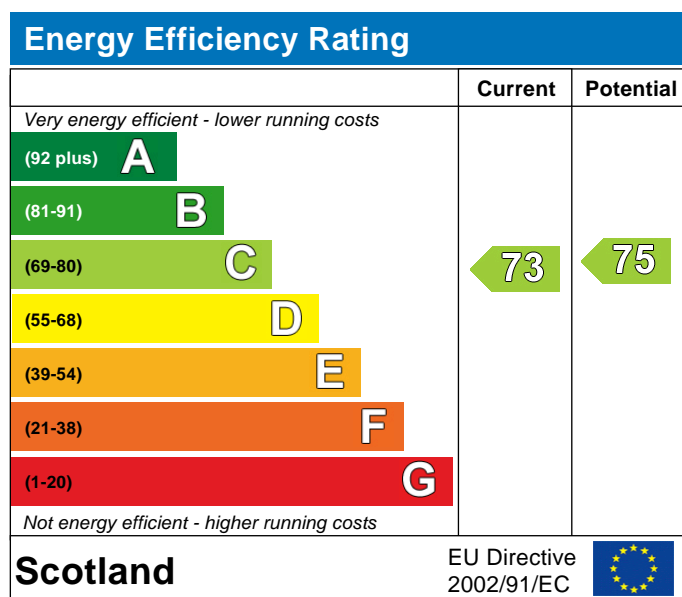
Energy Performance Certificate

Address of dwelling and other details

FLAT 2/2, 100 GREAT WESTERN ROAD GLASGOW G4 9AD	Dwelling type: Name of approved organisation: Membership number: Date of certificate: Reference number: Type of assessment: Total floor area: Main type of heating and fuel:	Mid-floor flat Northgate Information Solutions NGIS800608 15 March 2011 0130-2564-0070-9099-6595 RdSAP, existing dwelling 83 m ² Electric storage heaters
---	---	---

This dwelling's performance ratings

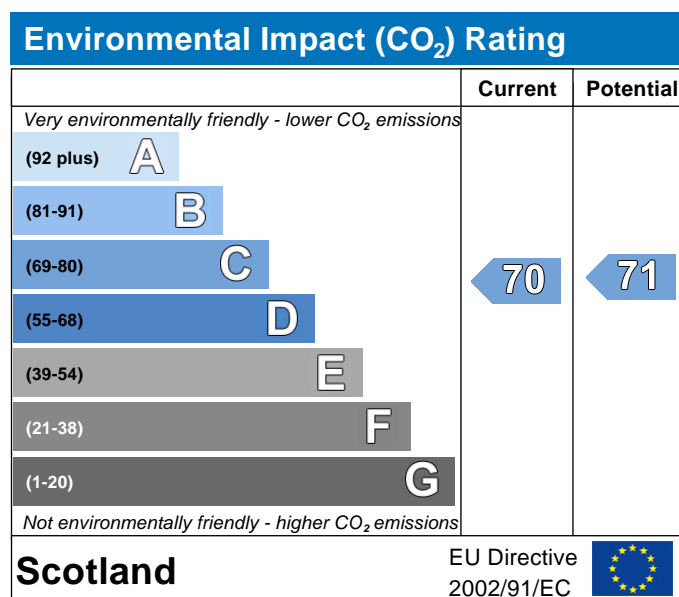
This dwelling has been assessed using the RdSAP 2005 methodology. Its performance is rated in terms of the energy use per square metre of floor area, energy efficiency based on fuel costs and environmental impact based on the carbon dioxide (CO₂) emissions. CO₂ is a greenhouse gas that contributes to climate change.



The energy efficiency rating is a measure of the overall efficiency of a home. The higher the rating the more energy efficient the home is and the lower the fuel bills will be.

Approximate current energy use per square metre of floor area: 231 kWh/m² per year

Approximate current CO₂ emissions: 35 kg/m² per year




The environmental impact rating is a measure of a home's impact on the environment in terms of carbon dioxide (CO₂) emissions. The higher the rating the less impact it has on the environment.

Cost effective improvements

Below is a list of lower cost measures that will raise the energy performance of the dwelling to the potential indicated in the tables above. Higher cost measures could be considered and these are recommended in the attached energy report.

- 1 Low energy lighting for all fixed outlets

A full energy report is appended to this certificate



Remember to look for the energy saving recommended logo when buying energy-efficient products. It's a quick and easy way to identify the most energy-efficient products on the market. Information from this EPC may be given to the Energy Saving Trust to provide advice to householders on financial help available to improve home energy efficiency.

Energy Report

The Energy Performance Certificate and Energy Report for this dwelling were produced following an energy assessment undertaken by a member of Northgate Information Solutions. This is an organisation which has been approved by the Scottish Ministers. The certificate has been produced under the Building (Scotland) Amendment Regulations 2006 and a copy of the certificate and this energy report have been lodged on a national register.

Assessor's name: Alan Weir
Company name/trading name: Harvey Donaldson and Gibson
Address: The Coach House, Lockington Hall, Lockington, Derby, DE74 2RH

Phone number: 0870 2244463
Fax number: 01908 224938
E-mail address: epcaudit@cwsurveyors.co.uk
Related party disclosure: No related party

Estimated energy use, carbon dioxide (CO₂) emissions and fuel costs of this home

	Current	Potential
Energy use	231 kWh/m ² per year	224 kWh/m ² per year
Carbon dioxide emissions	2.9 tonnes per year	2.8 tonnes per year
Lighting	£112 per year	£56 per year
Heating	£257 per year	£268 per year
Hot water	£153 per year	£153 per year

The figures in the table above have been provided to enable prospective buyers and tenants to compare the fuel costs and carbon emissions of one home with another. To enable this comparison the figures have been calculated using standardised running conditions (heating periods, room temperatures, etc.) that are the same for all homes, consequently they are unlikely to match an occupier's actual fuel bills and carbon emissions in practice. The figures do not include the impacts of the fuels used for cooking or running appliances, such as TV, fridge etc.; nor do they reflect the costs associated with service, maintenance or safety inspections. Always check the certificate date because fuel prices can change over time and energy saving recommendations will evolve.

About the building's performance rating

The ratings on the certificate provide a measure of the building's overall energy efficiency and its environmental impact, calculated in accordance with a national methodology that takes into account factors such as insulation, heating and hot water systems, ventilation and fuels used.

Not all buildings are used in the same way, so energy ratings use 'standard occupancy' assumptions which may be different from the specific way you use your home.

Buildings that are more energy efficient use less energy, save money and help protect the environment. A building with a rating of 100 would cost almost nothing to heat and light and would cause almost no carbon emissions. The potential ratings in the certificate describe how close this building could get to 100 if all the cost effective recommended improvements were implemented.

About the impact of buildings on the environment

One of the biggest contributors to global warming is carbon dioxide. The way we use energy in buildings causes emissions of carbon. The energy we use for heating, lighting and power in homes produces over a quarter of the UK's carbon dioxide emissions and other buildings produce a further one-sixth.

The average household causes about 6 tonnes of carbon dioxide every year. Adopting the recommendations in this report can reduce emissions and protect the environment. You should reduce emissions even more by switching to renewable energy sources. In addition there are many simple everyday measures that will save money, improve comfort and reduce the impact on the environment. Some examples are given at the end of this report.

Summary of this home's energy performance related features

The table below is an assessment of the key individual elements that have an impact on this home's energy and environmental performance. Each element is assessed by the national calculation methodology against the following scale: Very poor / Poor / Average / Good / Very good. The assessment does not take into consideration the physical condition of any element. 'Assumed' means that the insulation could not be inspected and an assumption has been made in the methodology based on age and type of construction.

Element	Description	Current Performance	
		Energy Efficiency	Environmental
Walls	Cavity wall, as built, insulated (assumed)	Good	Good
Roof	(another dwelling above)	-	-
Floor	(other premises below)	-	-
Windows	Fully double glazed	Average	Average
Main heating	Electric storage heaters	Poor	Very poor
Main heating controls	Manual charge control	Poor	Poor
Secondary heating	Room heaters, electric	-	-
Hot water	Electric immersion, off-peak	Average	Poor
Lighting	No low energy lighting	Very poor	Very poor
Current energy efficiency rating		C 73	
Current environmental impact (CO₂) rating		C 70	

Low and zero carbon energy sources

These are sources of energy (producing or providing electricity or hot water) which emit little or no carbon dioxide into the atmosphere. There are none applicable to this home.

Recommended measures to improve this home's energy performance

The measures below are cost effective. The performance ratings after improvement listed below are cumulative, that is they assume the improvements have been installed in the order that they appear in the table. However you should check the conditions in any covenants, warranties or sale contracts, and whether any legal permissions are required such as a building warrant, planning consent or listed building restrictions.

Lower cost measures (up to £500)	Typical savings per year	Performance ratings after improvement	
		Energy efficiency	Environmental Impact
1 Low energy lighting for all fixed outlets	£45	C 75	C 71
Sub-total	£45		
Higher cost measures (over £500)			
2 Fan-assisted storage heaters	£28	C 77	C 72
Total	£73		
Potential energy efficiency rating		C 77	
Potential environmental impact (CO₂) rating			C 72

Further measures to achieve even higher standards

None
 Improvements to the energy efficiency and environmental impact ratings will usually be in step with each other. However, they can sometimes diverge because reduced energy costs are not always accompanied by a reduction in carbon dioxide (CO₂) emissions.

About the cost effective measures to improve this home's performance ratings

If you are a tenant, before undertaking any work you should check the terms of your lease and obtain approval from your landlord if the lease either requires it, or makes no express provision for such work.

Low cost measures (typically up to £500 each)

These measures are relatively inexpensive and are worth tackling first. Some of them may be installed as DIY projects. DIY is not always straightforward, and sometimes there are health and safety risks, so take advice from an energy advisor before carrying out DIY improvements.

1 Low energy lighting

Replacement of traditional light bulbs with energy saving recommended ones will reduce lighting costs over the lifetime of the bulb, and they last up to 12 times longer than ordinary light bulbs. Also consider selecting low energy light fittings when redecorating; contact the Lighting Association for your nearest stockist of Domestic Energy Efficient Lighting Scheme fittings.

Higher cost measures (typically over £500 each)

2 Fan assisted storage heaters

Modern storage heaters are smaller and easier to control than the older type in the property. Ask for a quotation for new, fan-assisted heaters with automatic charge control. Installations should be in accordance with the current regulations covering electrical wiring. Building regulations may apply to this work, so it is best to obtain advice from your local authority building standards department and from a qualified heating engineer. Ask the heating engineer to explain the options, which might also include switching to other forms of electric heating.

About the further measures to achieve even higher standards

Not applicable

What can I do today?

Actions that will save money and reduce the impact of your home on the environment include:

- Ensure that you understand the dwelling and how its energy systems are intended to work so as to obtain the maximum benefit in terms of reducing energy use and CO₂ emissions.
- If you have a conservatory or sunroom, avoid heating it in order to use it in cold weather and close doors between the conservatory and dwelling
- Check that your heating system thermostat is not set too high (in a home, 21°C in the living room is suggested) and use the timer to ensure that you only heat the building when necessary.
- Make sure your hot water is not too hot - a cylinder thermostat need not normally be higher than 60°C.
- Turn off lights when not needed and do not leave appliances on standby. Remember not to leave chargers (e.g. for mobile phones) turned on when you are not using them.
- Close your curtains at night to reduce heat escaping through the windows.
- If you're not filling up the washing machine, tumble dryer or dishwasher, use the half-load or economy programme. Minimise the use of tumble dryers and dry clothes outdoors where possible.

For advice on how to take action and to find out about offers available to help make your home more energy efficient, call 0800 512 012 or visit www.energysavingtrust.org.uk.