

KITCHEN
 SINK TO HAVE COLD WATER MAINS DIRECT FEED HAVE A 38mm ABS PIPE AS WASTE, WITH A WASHING MACHINE TEE PIECE LOCATED ABOVE TRAP

SPACE TO BE PROVIDED FOR A WASHING MACHINE AND FRIDGE - SEE PLAN FOR LOCATIONS

6 No 13 AMP SOCKETS TO BE PROVIDED (MIN)
 1 No COOKER CONTROL POINT

ONE CUBIC METRE OF STORAGE (MIN)

EXTRACT FAN TO BE PROVIDED, ACHIEVE 60LTS/SEC/RATE OF AIR FLOW (MIN) AT HIGH SPEED AND ONE/AIR/CH/HR (MIN) AT LOW SPEED CONSULT PLANS FOR ROUTES AND PIPE DIMENSIONS

PARTITIONS
 75/100 x 50mm STUDS @ 450mm CENTERS, HORIZONTALS @ 600mm CENTERS STAGGERED, WITH 12.7mm P/BOARD AND SKIM COAT FINISH BOTH SIDES, RUN SKIRTINGS TO MATCH. NOTE: DWANGS @ 450mm CENTERS AT FLOOR LEVEL OR DOUBLED JOISTS

GENERAL
 ELECTRICS TO COMPLY WITH BS 7671 1982 NOTE: LIGHT FITTINGS AND POWER POINTS ONLY INDICATIVE. FINAL LAYOUT AND NUMBER OF EACH TO BE CLIENTS DECISION

DRAINAGE TO COMPLY WITH PART M OF THE TECHNICAL STANDARDS, ALL PLASTIC PIPEWORK TO BE FITTED TO THE MANUFACTURERS SPEC. AND BE FULLY SUPPORTED ALONG ITS LENGTH. CONSULT PIPE-IN-FLOOR DETAIL WHERE APPLICABLE

MAKE GOOD ALL FINISHES WHERE WORKS HAVE BEEN CARRIED OUT, REPLACE ALL DAMAGED FLOORBOARDS AND RUN SKIRTINGS FULL LENGTH AT ALTERATIONS

SMOKE ALARMS TO BE PROVIDED WHERE APPLICABLE, COMPLY TO BS. 5446:PART 1 1990, BE LINKED, OFF SEPARATE MAINS AND LOCATED 300mm AWAY FROM ANY DOWNSTAND BEAM. LIGHT FITTING AND NO MORE THAN 3000mm FROM DOORWAY OF AN APARTMENT

D* 30 MIN SELF CLOSING FIRE DOOR - INTUMESCENT FIRE STRIPS WITH SMOKE SEAL BRUSH INSERTS

R1 - REMOVE DOOR, STOPS & FACINGS

R2 - REMOVE DOOR, STOPS & FACINGS - INFILL WITH 100x100 VERTICALS & QUILT FIBRE INSULATION 125MM THICK FIB AND GUM BOTH SIDES - RUN SKIRTINGS WHERE APPLICABLE

R3 - SLAP OPENING IN BRICK WALL 100x100 WASH TRAP 2' REBEEL LATER OVER A 150MM REINFORCER MAKE GOOD ALL ROUND

R4 - REMOVE NON LOAD BEARING BRICK WALL - SEE SECTION A-A MAKE GOOD ALL ROUND

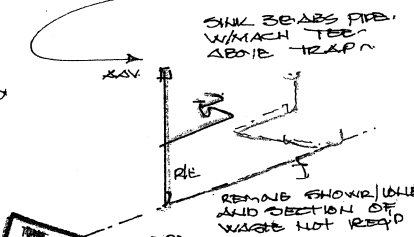
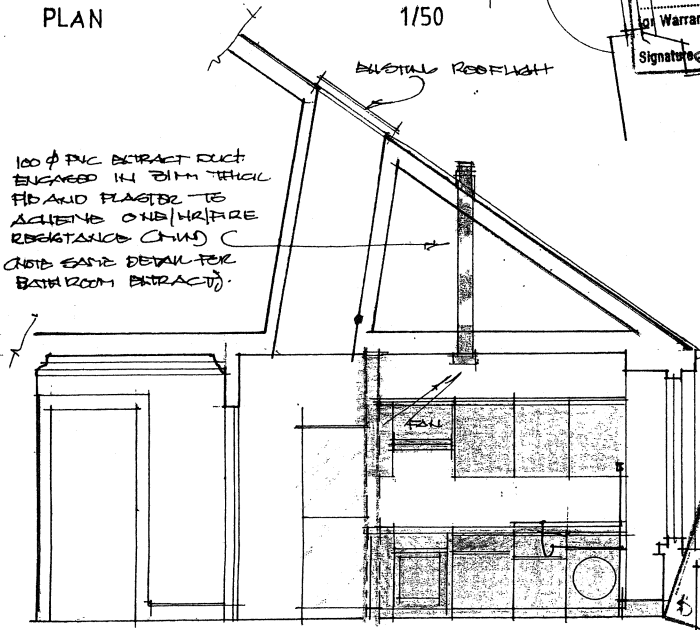
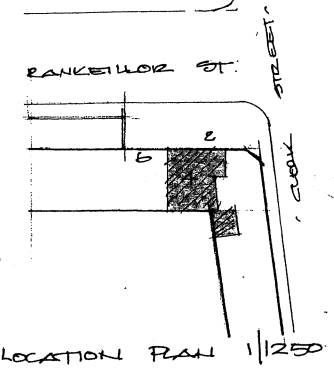
NOTE: ENCLUDE SUPPORT TO WORKS ABOVE WHERE APPLICABLE DURING THESE OPERATIONS (E.G. NESTLE/PROFFING)

This is one of the plan(s) referred to in the Application dated 24/05/04
 By Grants Development
 Warrant from The City of Edinburgh Council
 Signature: [Signature]

ROOM	FLA	YFS	YEO	DILIGHT	VENTH
BED 2	8.20	0.95	0.28	2.16	1.08
BED 3	10.4	0.94	0.85	2.16	1.08
BED 4	11.6	0.77	0.84	2.16	1.08

TR TRICKLE VENTILATION ECONOM. TOP FRAME / TOP CASE

50% (MIN) LAY ABOVE FLOOD LEVEL OF SINK, POVED, VENTED AND HAVE SCREENED ACCESS COVER



THE CITY OF EDINBURGH COUNCIL
 RECEIVED BY THE CLERK OF THIS DATE
 15 JUN 2004
 City of Edinburgh Council

FOUNDATIONS Building Consultants
 4 ABERCORN ROAD EDINBURGH EH18 7JG
 TEL: 0131 652 0281 FAX: 0131 652 1522

ALTER DWELLING
 ADDRESS: 4 CROWNELLOR ST
 CLIENT: GRANTS DEVELOPMENT LTD.
 SCALE: 1/50 DATE: 15 JUN 04 DRAWN BY: PFB 17A-04-01