ELECTRICAL LEGEND

- PENDANT LIGHT AND SWITCH
  NOTE: BATHROOM LIGHT TO BE SHADEPROOF
- LIGHT/ FAN CONTROL SWITCH
- DOUBLE SWITCHED SOCKET OUTLET
- DOUBLE SWITCHED SOCKET OUTLET ABOVE WORKTOP
- APPLIANCE CONTROL PANEL (ACP)
- SOCKET OUTLET
- COOKER CONTROL WITH LOW LEVEL HOB JUNCTION POINT
- EXTRACTOR FAN WALL MOUNTED IN KITCHEN
- SMOKE DETECTOR

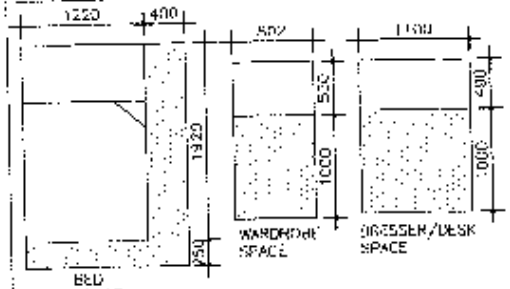

NEW WASTE PIPE WILL BE BOXED IN ABOVE EXISTING FLOOR LEVEL AND TERMINATE AT EXISTING CONNECTION TO SVP
FALL OF NEW SINK 50mm PVC WASTE TO BE 1:40 AT ALL TIMES WITH ACCESS BENDS AT ALL CHANGES OF DIRECTION

50mm MW
- TO HAVE BBA CERTIFICATE,
- TO TERMINATE ABOVE FLOOD LEVEL OF HIGHEST APPLIANCE MIN 150mm.
- TO BE CONTAINED WITHIN ACCESSIBLE AND VENTILATED BOXING

SITE LOCATION PLAN
SCALE 1:1250

DENOTES EXTENT OF BOUNDARY

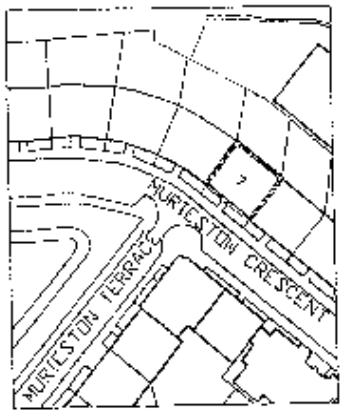

DENOTES REQUIREMENTS OF EXISTING SASH AND CASE WINDOWS
NEW 8000mm2 TRICKLE VENTILATORS TO BE FITTED
WINDOW TO HAVE GLAZED AREA NO LESS THAN 1/10 OF THE FLOOR AREA, WORST CASE - 1/8 = 12%

* FLOOR AREA = 11.2m2, AREA OF GLAZING = 1.2m2, 1.2/11.2 = 10%.
WINDOW TO HAVE OPENABLE AREA OF NO LESS THAN 1/20 OF THE FLOOR AREA, WORST CASE 1/20 = 5.5%, FLOOR AREA = 11.2m2, OPENABLE AREA = 0.6m2, 0.6/11.2 = 5%
WINDOW TO HAVE OPENABLE AREA OF MIN 0.33m2 AND MIN DIMENSIONS OF 450x450mm.
EXISTING CILL HEIGHT TO BE NO MORE THAN 1100MM FROM FFL TO ALLOW EASE OF ESCAPE IN CASE OF FIRE

INTERNAL NON LOAD BEARING PARTITIONS
70X50 STUDS AT 450MM CTRS WITH ONE STAGGERED ROW OF DWANGS AT 1200MM HEIGHT SHEETED BOTH SIDES 12.5MM TAPERED EDGE PLASTERBOARD

DWANG/JOIST UNDER ALL NEW PARTITION LINES

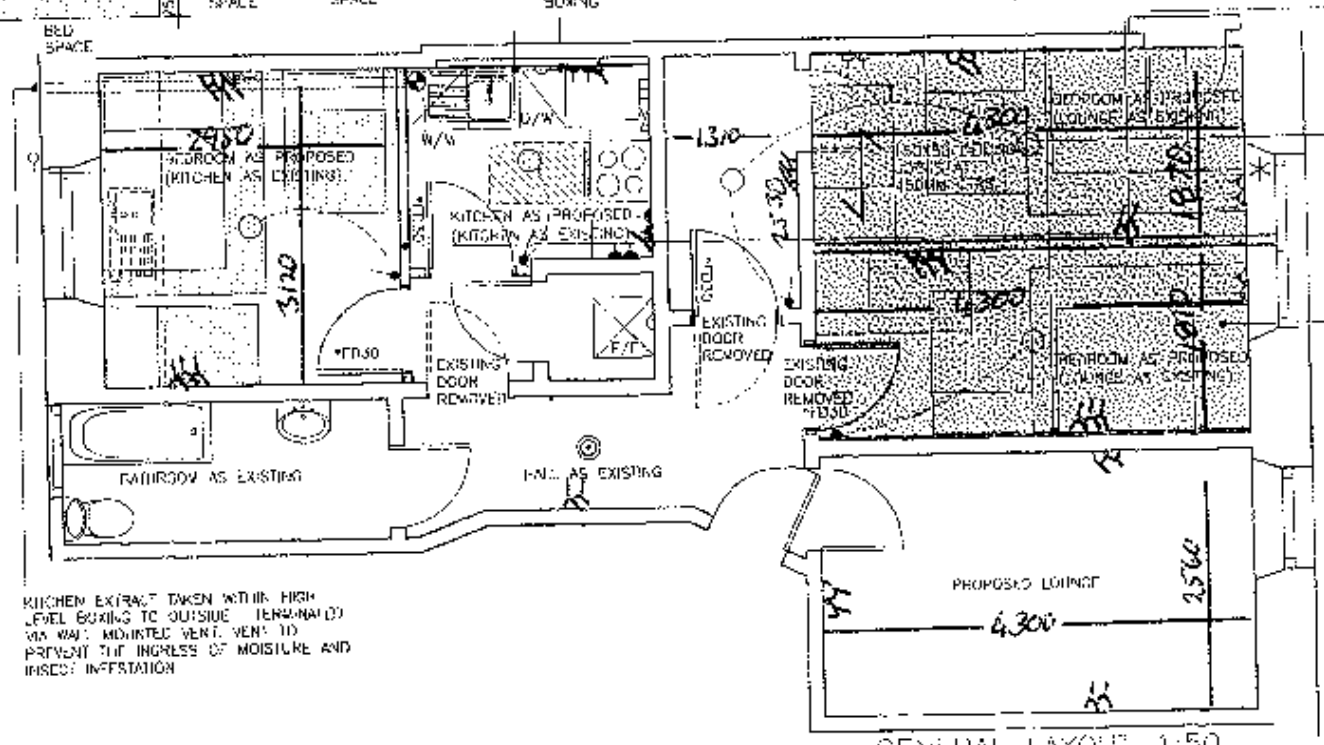

KITCHEN EXTRACT TAKEN WITHIN HIGH LEVEL BOXING TO OUTSIDE TERMINATED VIA WALL MOUNTED VENT. VENT TO PREVENT THE INGRESS OF MOISTURE AND INSECT INFESTATION

GENERAL LAYOUT 1:50

150X50MM timber RUNNER SECURED TO WALL WITH 1M17 RESIN ANCHOR AT 600MM CTRS
CEILING JOISTS SECURED TO RUNNER WITH BAT SPLEUY STANDARD JOIST HANGERS

SHADED AREA DENOTES EXTENT OF SUSPENDED CEILING CONSTRUCTED USING 12.5mm PLASTERBOARD SCREW FIXED TO SW TIMBER FRAMING

NOTE:
SUSPENDED CEILING WILL HAVE NO NEGATIVE EFFECT ON THE FIRE RATING OF EXISTING CEILINGS

WARRANT NOTES

ALL MATERIALS TO BE IN ACCORDANCE WITH THE RELEVANT BRITISH STANDARDS.

DRAINAGE - NO JOISTS TO BE CUT OR NOTCHED STRUCTURAL ENGINEER -
NOTE IF SITE WORK IS REQUIRED TO BE FIRE PROTECTED, 1 HOUR RATING
2 SIDED FRAMELESS ENCASEMENT WITH KNAUF FIREBOARD SHEETING OR EQUAL AND APPROVED, AS IN ACCORDANCE WITH BOARD MANUFACTURERS RECOMMENDATIONS

KITCHEN EXTRACT TO BE CAPABLE OF 60 LITRES PER SECOND. FANS TO HAVE VARIABLE SPEED CONTROL AND BE CONTROLLED IN NATURE.
SUGGEST PROPRIETARY TRICKLE VENTILATOR TO BE FITTED

ELECTRICAL INSTALLATION TO COMPLY WITH RELEVANT REQUIREMENTS OF BS 7671:2001.

SMOKE DETECTORS FITTED IN ACCORDANCE WITH BS 5446:PART 1:1990 MAINS OPERATED SMOKE DETECTOR WITH 3 HOUR STANDBY SUPPLY AND AUDIBLE WARNING THAT MAINS SUPPLY IS OFF WITH CAPACITY FOR WARNING OF SMOKE FOR A FURTHER 4 MINUTES. AUDIBLE WARNING TO BE GIVEN EVERY MINUTE WHEN STANDBY SUPPLY FALLS BELOW THAT REQUIRED TO SATISFY NECESSARY DURATION. ALARM TO BE CEILING MOUNTED, AT LEAST 300mm FROM ANY WALL OR LIGHT FITTING AND LOCATED NOT MORE THAN 7m FROM DOOR TO LIVING ROOM OR KITCHEN AND NOT MORE THAN 3m FROM DOOR TO A ROOM INTENDED TO BE USED AS SLEEPING ACCOMMODATION. TO BE MEASURED HORIZONTALLY. SMOKE DETECTORS TO BE INTERLINKED WHERE TWO OR MORE ARE PROPOSED

NEW DRAINAGE PIPEWORK TO BE PVC IN ACCY WITH BS EN 12056-2:2000 CONNECTED TO EXISTING VENTILATED SYSTEM
ALL PIPEWORK TO BE SUPPORTED IN ACCY WITH MANUFACTURER'S RECOMMENDATIONS. ALL DRAINAGE TO BE ADEQUATELY STRENGTHENED AND SUPPORTED OVER ITS ENTIRE LENGTH.
ACCESS TO BE PROVIDED AT TRAPS AND CHANGES IN DIRECTION.
TRAPS TO BE 75mm DEEP SEAL

ACTIVITY SPACE 1600x600 AFRONT OF COOKER. KITCHEN UNITS TO PROVIDE 1 CUBIC METRE OF STORAGE.
ANY NEW CORRIDOR FORMED TO BE MINIMUM 1050mm WIDE. ANY NEW DOOR TO HAVE A CLEAR OPENING WIDTH OF 775mm MINIMUM

FD30
NEW 30 MINUTE SELF CLOSING FIRE DOOR WITH INTUMESCENT STRIPS AND SMOKE SEALS

THE CITY OF EDINBURGH COUNCIL
1 4 JUN 2007

ema
ARCHITECTURE + DESIGN

GRANT DEVELOPMENT
FLAT ALTERATIONS
7 (F1) MURRESTON CRESCENT, EDIN

PROPOSED PLAN
BUILDING WARRANT DRAWING

06000_07P(00)001A

CHARTERED ARCHITECTS

REV. A
AMENDED IN ACCORDANCE WITH BUILDING CONTROL REPORT